

Respirer Reports' analysis of air quality data as of 2 pm on 30.10.2023

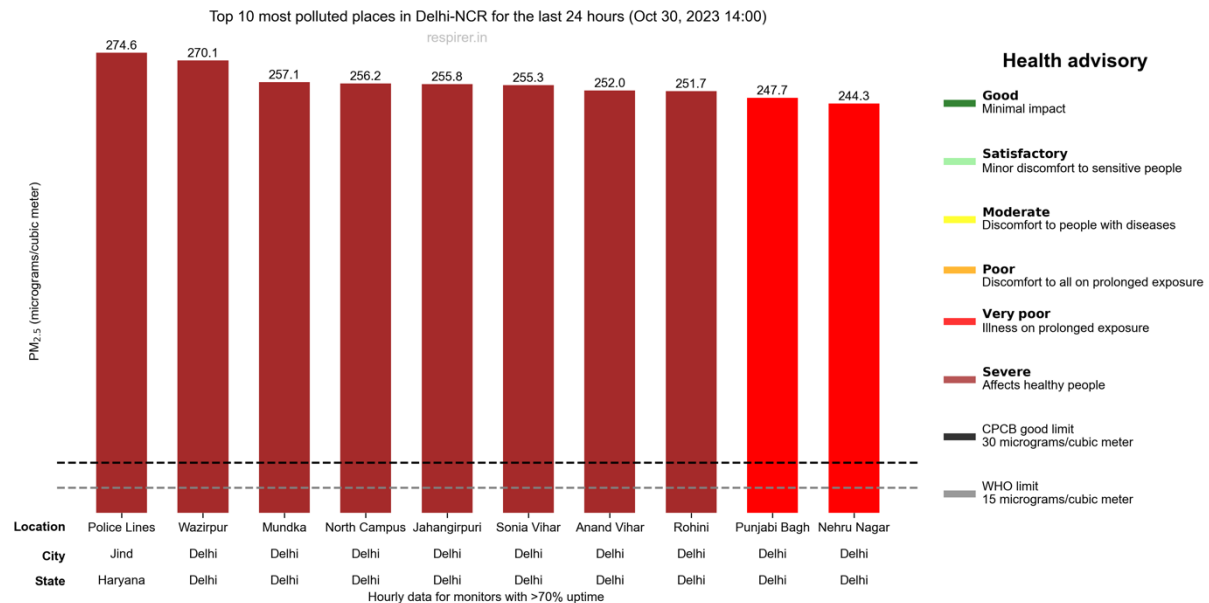
As pollution spikes, today's report has new charts, in addition to the top 10 most and least polluted cities of the previous 24 hours. It includes data on Mumbai, seven-day trend charts, and the most polluted state capitals and Union Territories.

Headline takeaways

Most polluted places in Delhi-NCR

Delhi's air pollution crisis worsens. At least seven places recorded PM 2.5 in the 'severe' category, which happens when the PM 2.5 concentration in the air crosses 250 micrograms/cubic metre. ('Place' refers to each location where there is a reference-grade air quality monitor.)

While the single most polluted place in India was Police Lines in Jind, Haryana, the remaining nine of the top 10 most polluted locations were all in the capital. These 10 locations were also the most polluted places nationwide. Please note that Delhi has almost 40 monitors, while most other cities have very few, sometimes only one monitor.

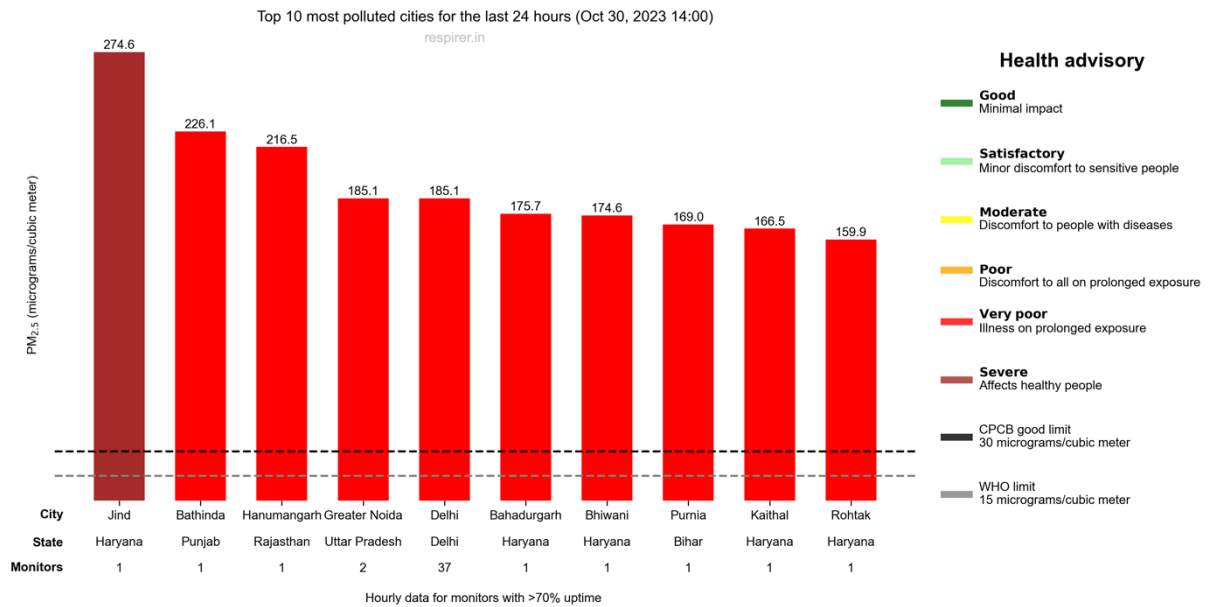


Top 10 most polluted cities for the last 24 hours

As farm fires in Punjab and Haryana reportedly rise, the two most polluted cities in India in the past 24 hours were Jind in Haryana and Bathinda in Punjab.

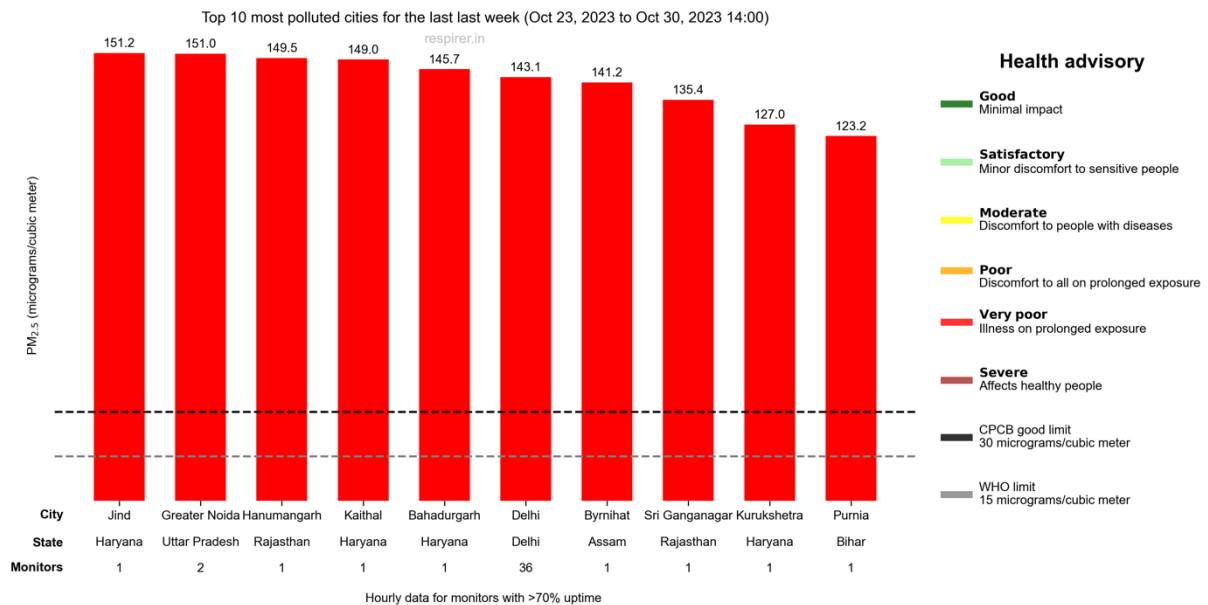
While Jind was the only city in the 'severe' category, the nine other cities were in the 'very poor' category.

Today's top 10 list of India's most polluted cities are in the belt stretching from Punjab to Bihar.



TREND

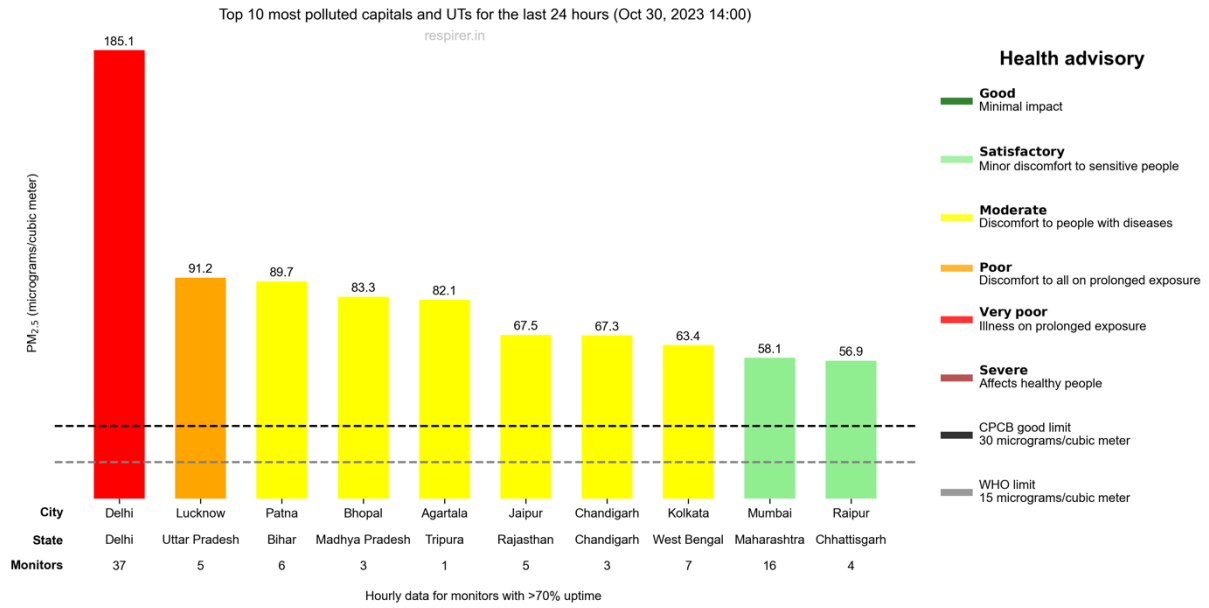
A ranking of cities based on a seven-day average of PM 2.5 levels shows a wider spread of ‘very poor’ air quality, from Rajasthan in the west to Assam in the east.



MUMBAI and other state capitals, UTs

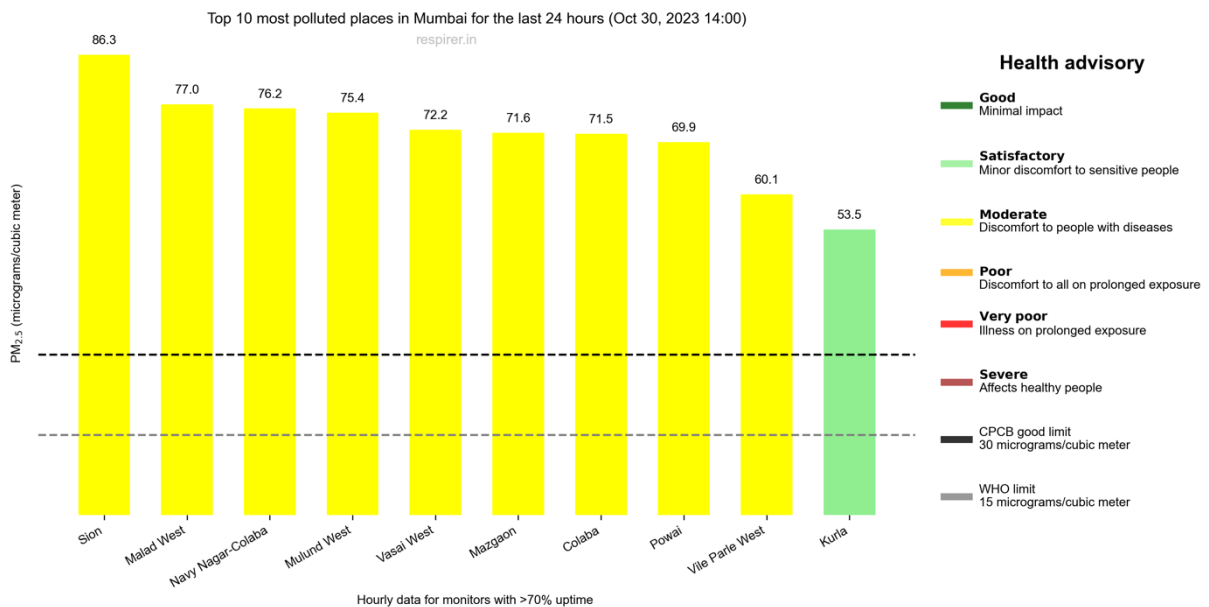
A look at the top 10 most polluted state capitals and UTs in the last 24 hours shows that most were in the ‘moderate’ or ‘satisfactory’ category.

Mumbai, in the headlines recently for high air pollution levels, was in the green or ‘satisfactory’ category with PM 2.5 less than 60 micrograms/cubic metre.

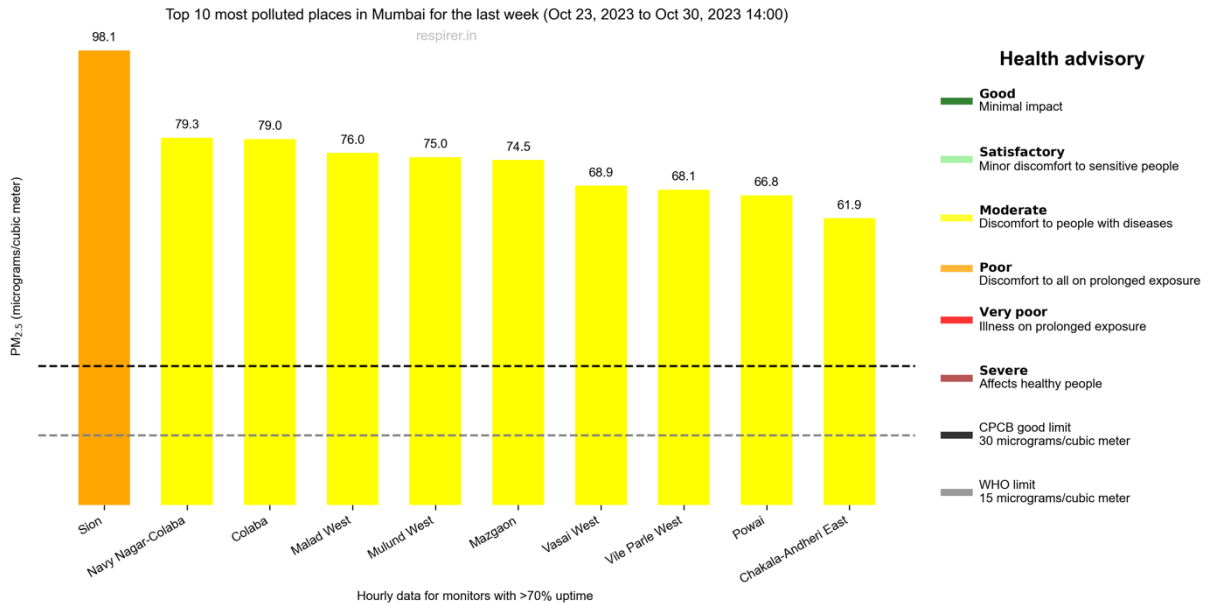


MUMBAI ANALYSIS

Of Mumbai's 16 monitors, 9 showed air quality in the 'moderate' category for the past 24 hours.

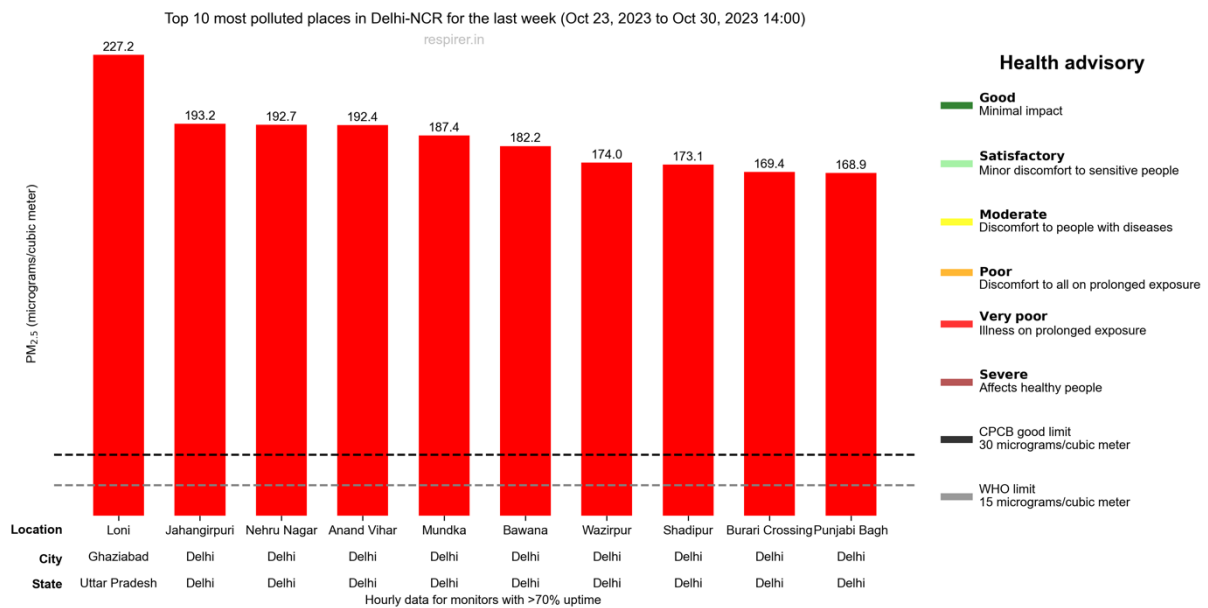


In the past week, the most polluted place, on average, in Mumbai was Sion, with the PM 2.5 level showing 'poor' air quality; two places in Colaba, south Mumbai, were the next most polluted areas.

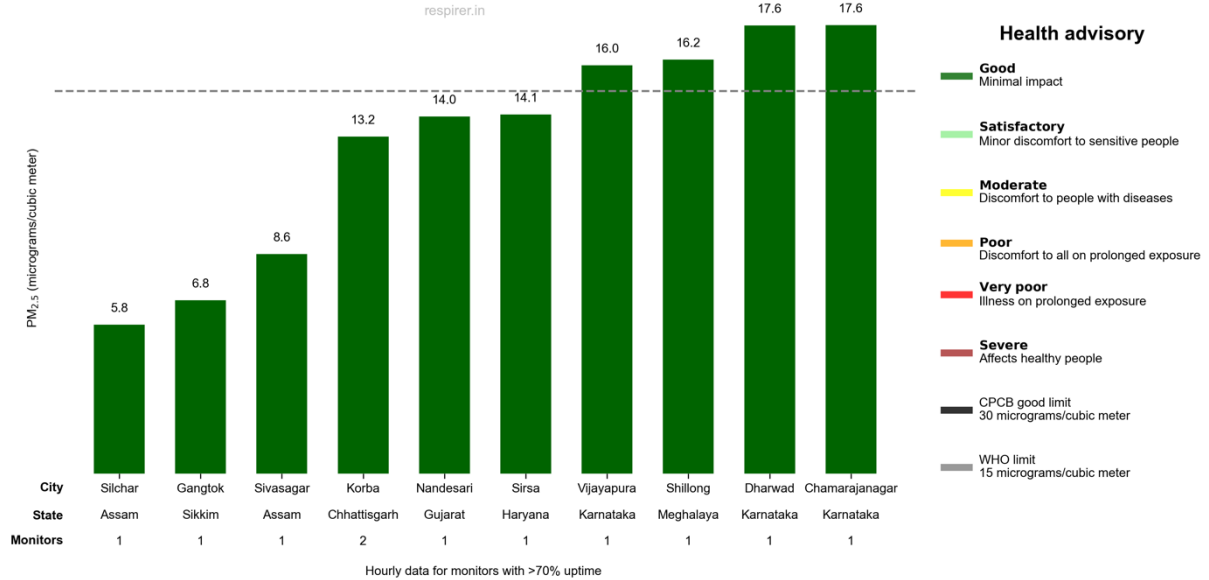


Other charts

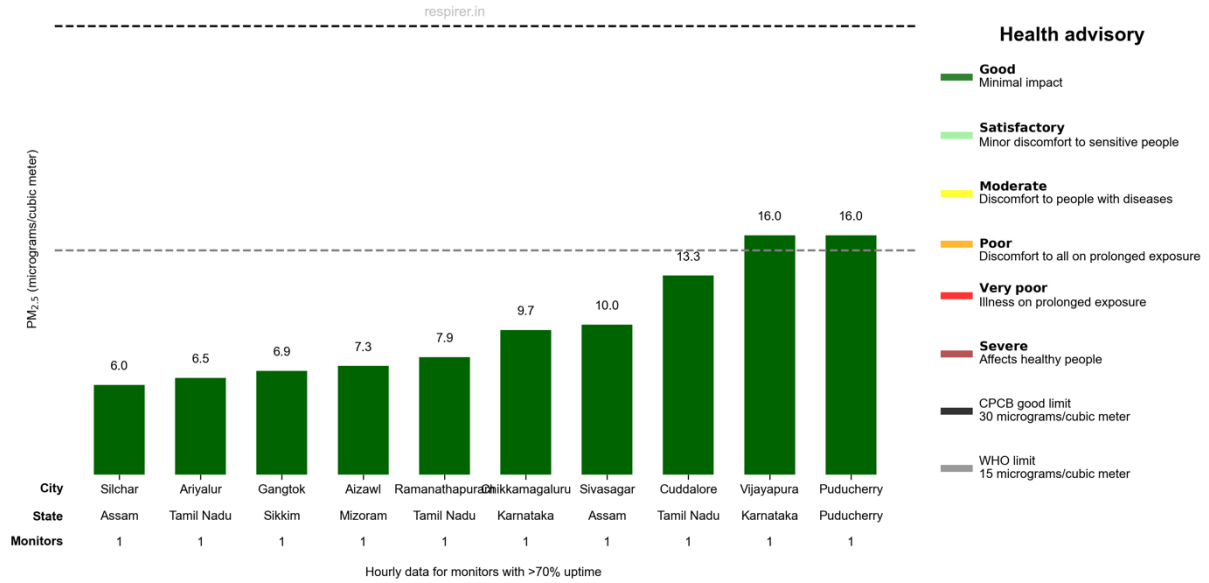
- Trend chart: Top 10 most polluted places in Delhi-NCR, based on a seven-day average
- Trend chart: Top 10 least polluted cities, based on a seven-day average
- Trend chart: Top 10 least polluted cities for the past 24 hours



Top 10 least polluted cities for the last last week (2023-10-23 to Oct 30, 2023 14:00)



Top 10 least polluted cities for the last 24 hours (Oct 30, 2023 14:00)



Health advisory

- Good**
Minimal impact
- Satisfactory**
Minor discomfort to sensitive people
- Moderate**
Discomfort to people with diseases
- Poor**
Discomfort to all on prolonged exposure
- Very poor**
Illness on prolonged exposure
- Severe**
Affects healthy people
- CPCB good limit
30 micrograms/cubic meter
- WHO limit
15 micrograms/cubic meter

Health advisory

- Good**
Minimal impact
- Satisfactory**
Minor discomfort to sensitive people
- Moderate**
Discomfort to people with diseases
- Poor**
Discomfort to all on prolonged exposure
- Very poor**
Illness on prolonged exposure
- Severe**
Affects healthy people
- CPCB good limit
30 micrograms/cubic meter
- WHO limit
15 micrograms/cubic meter