

Respirer Reports Air Quality Analysis as of 10 am on 1.11.2023

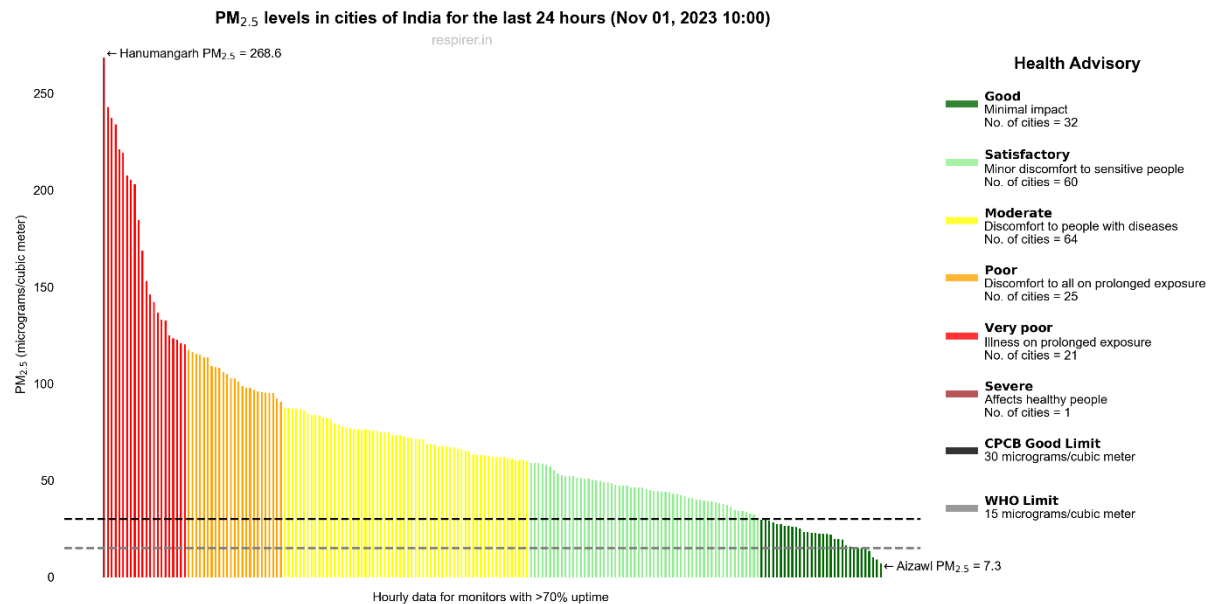
Headline takeaways:

At a Glance: Air Quality in Indian Cities

Fifty-seven cities, that is, 26.7 per cent of the 213 cities for which there is AQ data have been in the 'poor' and 'severe' pollution categories in the past 24 hours.

Only 32 cities have met the national standard of 30 micrograms/cubic metre for 'good' air quality set by the Central Pollution Control Board.

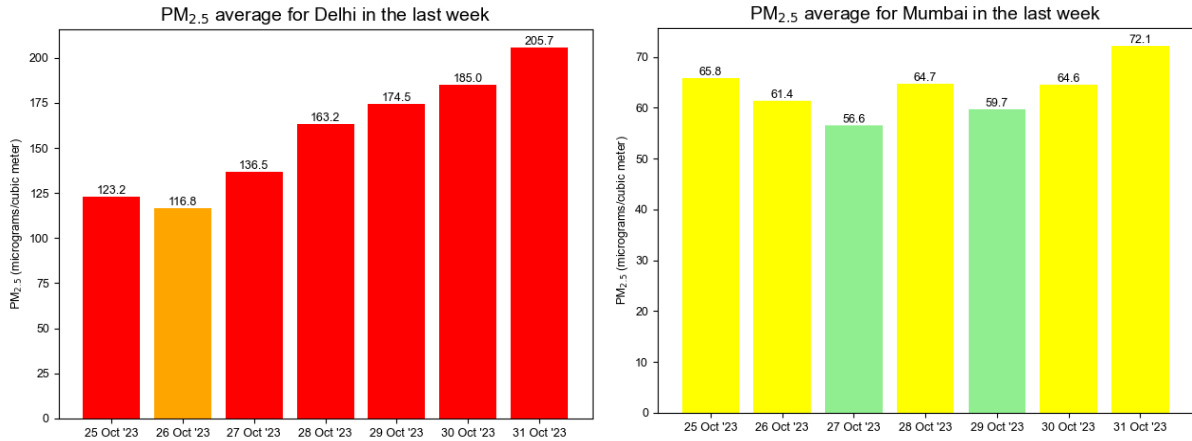
[See **PM 2.5 levels in cities of India for the last 24 hours (Nov 01, 2023, 10:00)** below.]



Air Pollution in Two Megacities

Air pollution levels (PM 2.5) in Delhi and Mumbai have risen by 67 per cent and 9.6 per cent, respectively, in the last seven days.

[See PM 2.5 average for Delhi in the last week & PM 2.5 average for Mumbai in the last week below.]



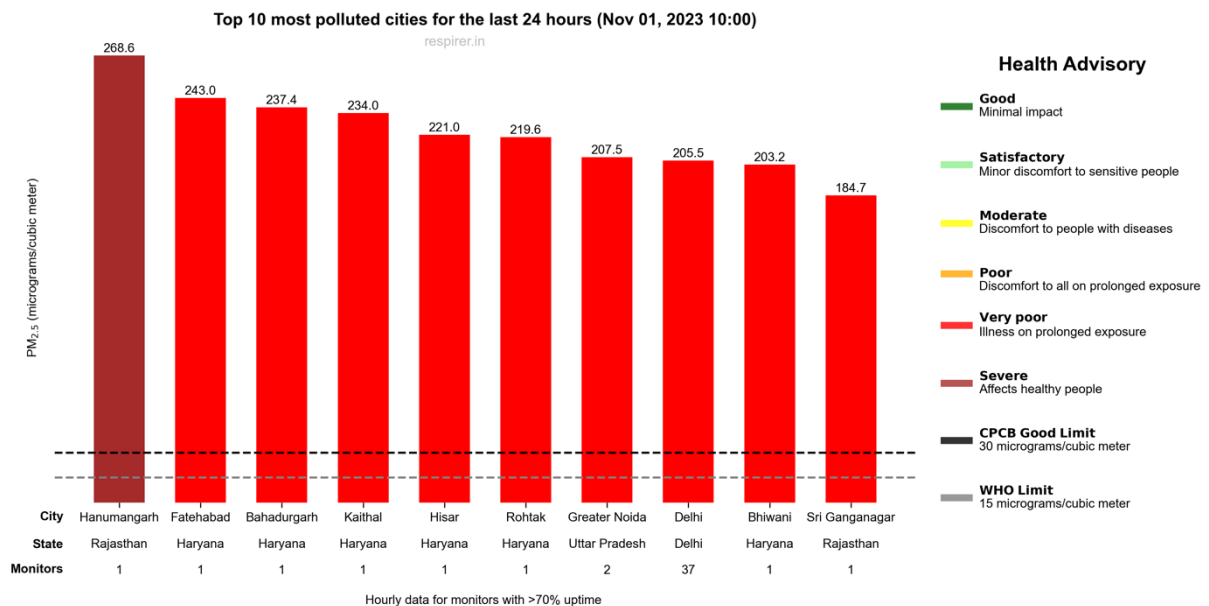
India's Top 10 Most Polluted Cities

In the past 24 hours, Hanumangarh in Rajasthan was India's most polluted city with PM 2.5 at 284.8 micrograms/cubic metre, which is in the 'severe' category.

The health warning for this pollution category is: "affects healthy people and seriously impacts those with existing diseases".

Six of the Top 10 most polluted cities are in Haryana. Delhi was the eighth most polluted city in the last 24 hours till 10 am.

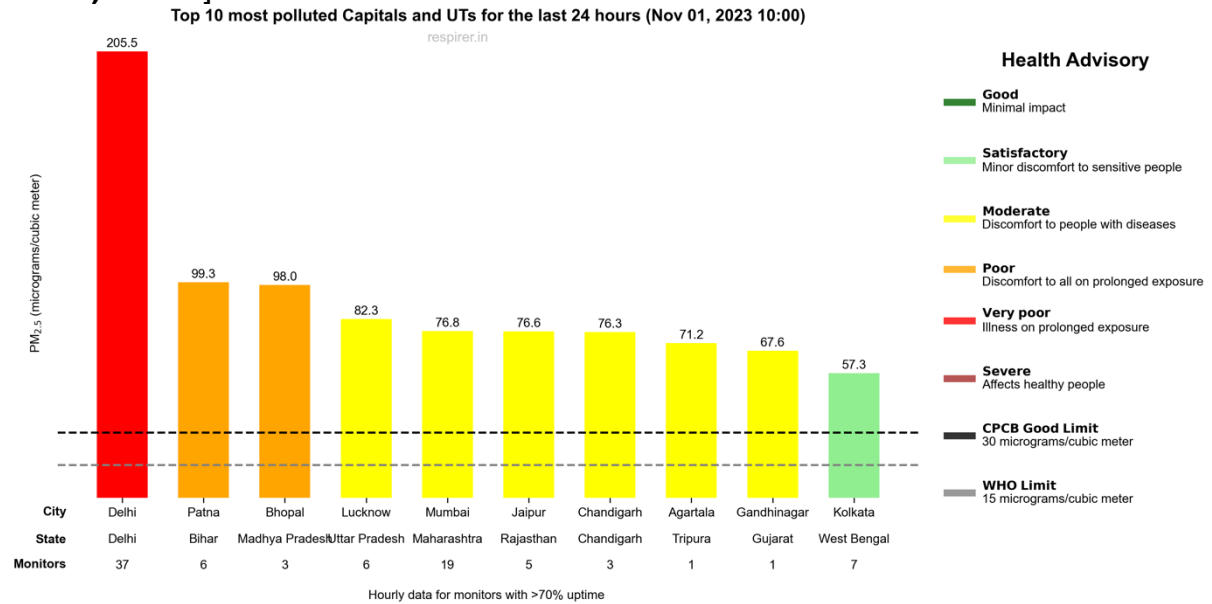
[See Top 10 most polluted cities for the last 24 hours (Nov 01, 2023 10:00) below.]



AQ in Capitals & UTs

Delhi, Patna, Bhopal, Lucknow and Mumbai, in that order, were the five most polluted capitals/UTs in the last 24 hours.

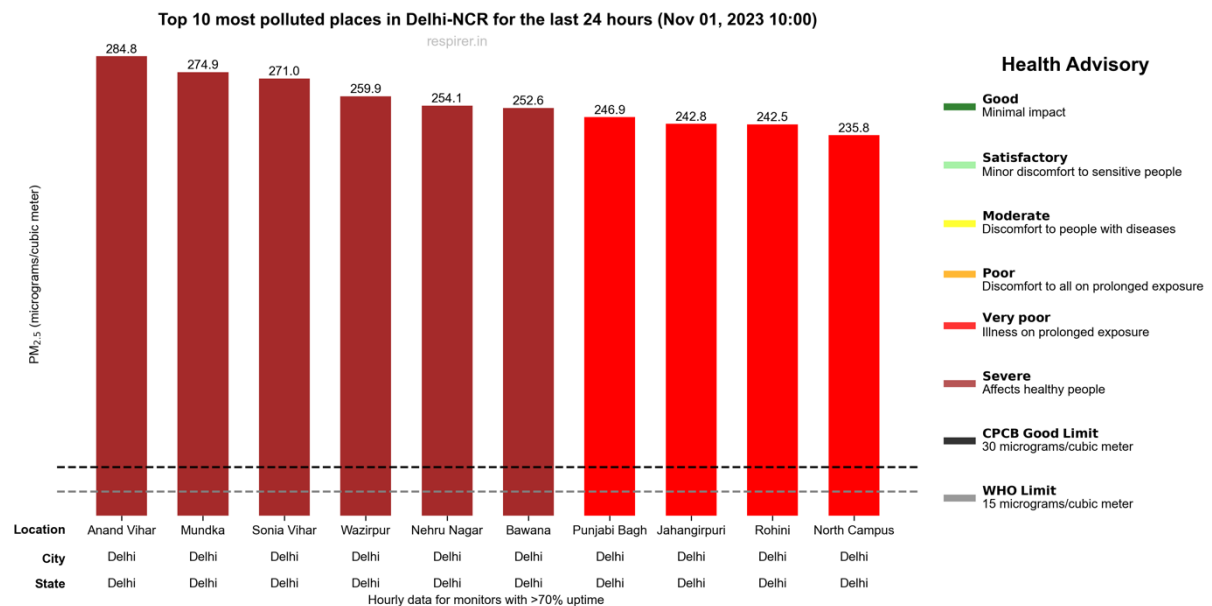
[See **Top 10 most polluted Capitals and UTs for the last 24 hours (Nov 01, 2023 10:00)** below.]



Delhi Places with ‘Severe’ Air Pollution

The number of locations with ‘severe’ air pollution are spreading, from two on Sunday to six today. [See **Top 10 most polluted places in Delhi-NCR for the last 24 hours (Nov 01, 2023 10:00)** below.] These places are scattered across the capital, not just in one area.

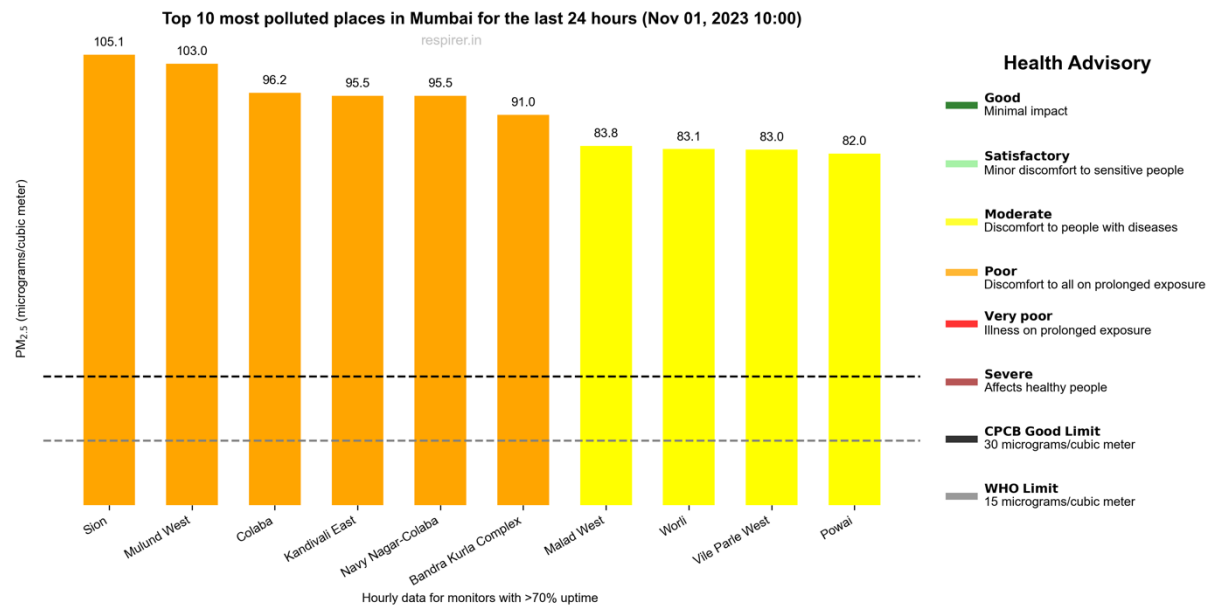
PM 2.5 levels in the ‘severe’ category ranged from 284.8 micrograms/cubic metre in Anand Vihar, east Delhi, to 252.6 in Bawana, north Delhi.



Mumbai's Air Pollution

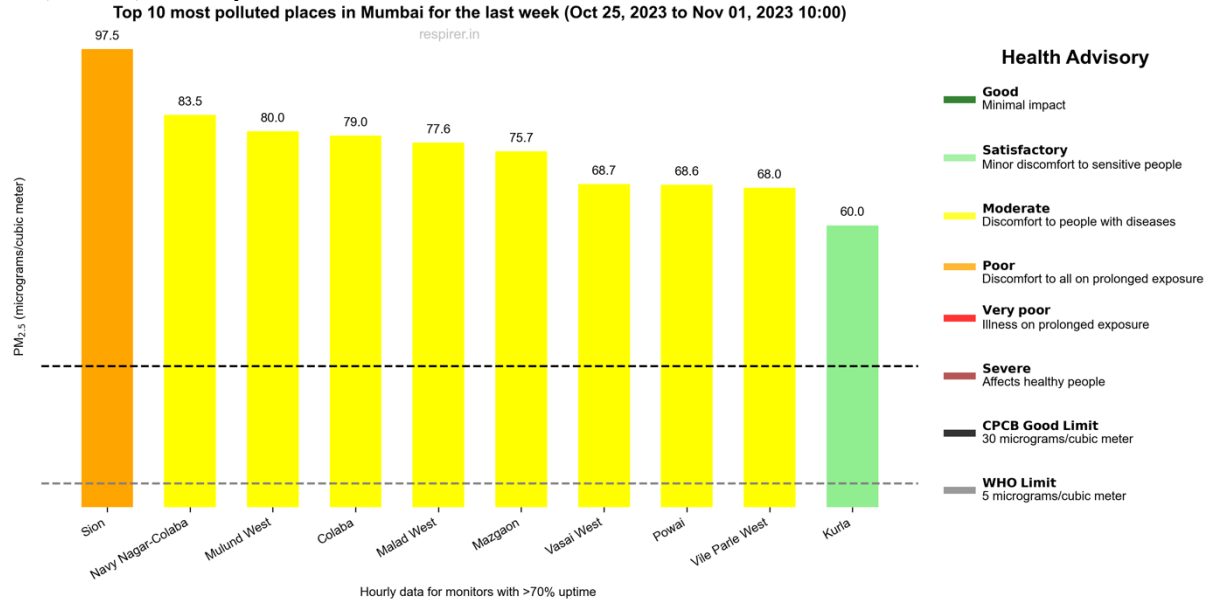
Six areas recorded 'poor' levels of PM 2.5, i.e, above 91 micrograms/cubic metre. These include Sion, Mulund West, Colaba, Kandivali East, Navy Nagar-Colaba and Bandra Kurla Complex, in descending order. On Sunday, there were no places in the 'poor' category but on Tuesday, there were four and today, there are six.

[See **Top 10 most polluted places in Mumbai for the last 24 hours (Nov 01, 2023, 10:00)** below.

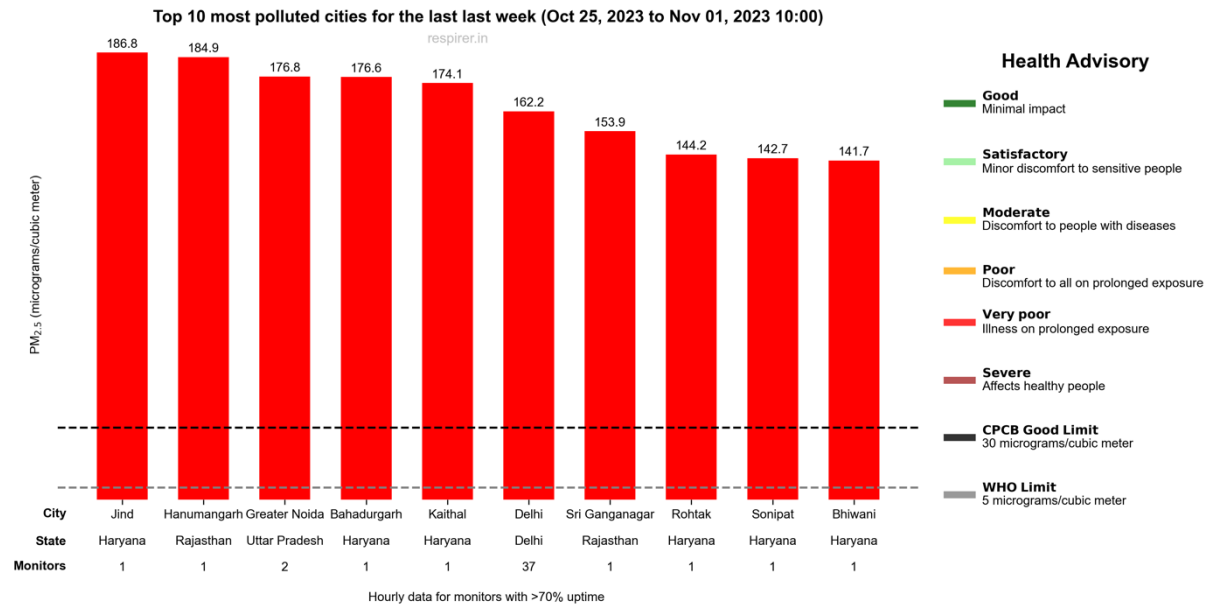


Other charts:

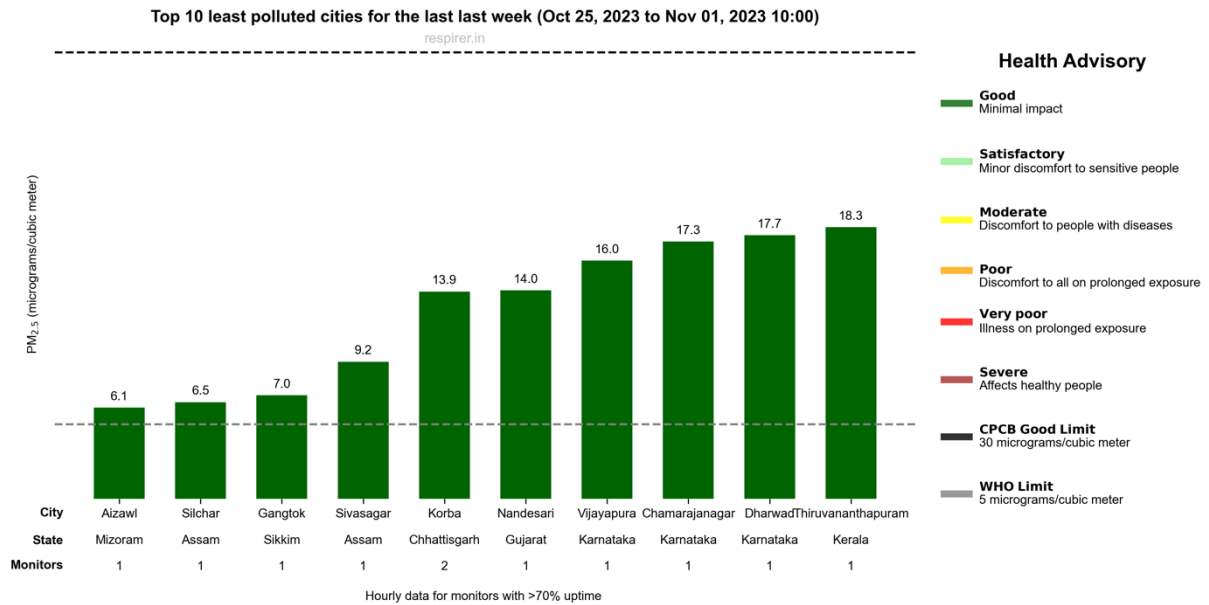
Top 10 most polluted places in Mumbai for the last week (Oct 25, 2023 to Nov 01, 2023, 10:00)



Top 10 most polluted cities for the last week (Oct 25, 2023 to Nov 01, 2023 10:00)



Top 10 least polluted cities for the last week (Oct 25, 2023 to Nov 01, 2023 10:00)



Top most polluted cities for the last 24 hours (Nov 01, 2023 10:00)

